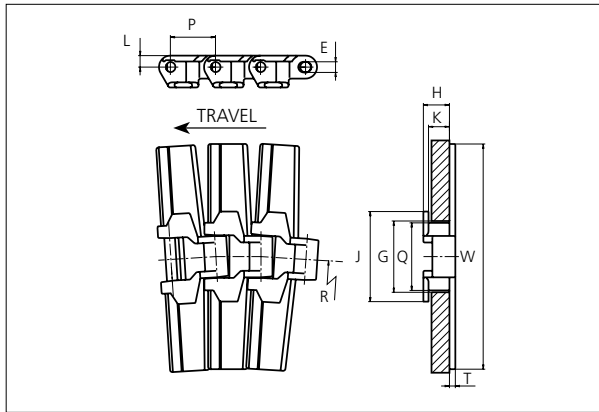




Slat Top Plastic Chain

Series **uni 882** Type **Tab**



Slat Top Plastic Chain
 Side flexing chain
 Pitch: 38.1 mm (1.50 in)
 Backflex radius:
 75.0 mm (3.0 in)
 Permissible tensile strength:
 POM material:
 4000 N (899 lbf)
 Standard shipping lengths:
 boxes of 80 links
 = 3.048 m (10.0 ft)

STANDARD

E		G		H		J		K		L		P		Q		T	
mm	in	mm	in	mm	in	mm	in	mm	in	mm	in	mm	in	mm	in	mm	in
8.7	0.34	59.5	2.34	22.2	0.87	76.2	3.00	17.5	0.69	9.5	0.37	38.1	1.50	57.2	2.25	5.0	0.20

All dimensions are for chains in POM material.

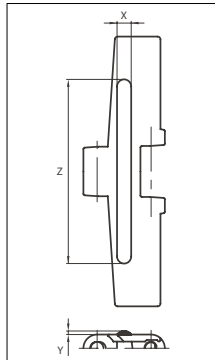

	Width (W)		Material & color	Pin material	Weight		Min. radius (R)	
	mm	in			kg/m	lb/ft	mm	in
K450	114.3	4.50	POM-LF BR B	SS304	1.9	1.28	610	24.02
K750	190.5	7.50	POM-D G POM-LF BR B	SS304	2.3	1.55	610	24.02
K1000	254.0	10.00	POM-D W POM-LF BR B	SS304	2.7	1.81	610	24.02
K1200	304.8	12.00	POM-D W G POM-LF BR B	SS304	2.9	1.95	610	24.02
K1500	381.0	15.00	POM-LF BR B	SS304	3.1	2.08	700*	27.56*
K1600	406.4	16.00	POM-LF BR B	SS304	3.2	2.15	700*	27.56*

Non standard material and color: See uni Material and Color Overview.
 Non standart pin material: See uni Material and Color Overview.

* For uni 882 Tab-K1500 and uni 882 Tab-K1600 we recommend minimum turn radius 700 mm/27.56 in because of the chain width and the danger of links overlapping.

Accessories

Rubber Top



When ordering, please state the required distance between the Rubber Top.

Other Non Standard rubber profiles: See uni Rubber Profile Overview.

Width	Link material	Rubber material	Z		X		Y	
			mm	in	mm	in	mm	in
K450	POM-LF BR	05 I	90.0	3.54	10.0	0.39	2.5	0.10
K750	POM-LF BR POM-D G	05 I	130.0	5.12	10.0	0.39	2.5	0.10
K1000	POM-LF BR	05 I	200.0	7.87	10.0	0.39	2.5	0.10
K1200	POM-LF BR POM-D G	05 I	295.0	11.61	10.0	0.39	2.5	0.10
K1500	POM-LF BR	05 I	295.0	11.61	8.0	0.31	2.5	0.10
K1600	POM-LF BR	05 I	295.0	11.61	8.0	0.31	2.5	0.10

SIDE FLEXING

PITCH 38.1 MM/1.50 IN

Sprocket

No of teeth	Pitch diameter		Overall-diameter		Min. ø bore		Max. ø bore		Hub-diameter		Dimension A		Dimension B		Molded PA6 LG	Molded Cast Iron	Machined PA6 LG
	mm	in	mm	in	mm	in	mm	in	mm	in	mm	in	mm	in	✓	✓	✓
Z9	111.4	4.39	112.7	4.44	20.0	0.79	45.0	1.77	60.0	2.36	57.1	2.25	65.4	2.57	✓	✓	
Z10	123.3	4.85	125.0	4.92	20.0	0.79	45.0	1.77	65.0	2.56	63.4	2.50	71.3	2.81	✓	✓	
Z11	135.2	5.32	137.4	5.41	20.0	0.79	50.0	1.97	73.5	2.89	69.6	2.74	77.3	3.04	✓	✓	
Z12	147.2	5.80	150.6	5.93	20.0	0.79	50.0	1.97	73.5	2.89	75.8	2.98	83.3	3.28	✓	✓	
Z15	183.3	7.22	186.9	7.36	20.0	0.79	50.0	1.97	120.0	4.72	94.3	3.71	101.3	3.99		✓	✓

Two part sprocket

No of teeth	Pitch diameter		Overall-diameter		Min. ø bore		Max. ø bore		Hub-diameter		Dimension A		Dimension B		Molded PA6 LG
	mm	in	mm	in	mm	in	mm	in	mm	in	mm	in	mm	in	✓
Z9	111.4	4.39	112.7	4.31	20.0	0.79	45.0	1.77	60.0	2.36	57.1	2.25	65.4	2.57	✓
Z10	123.3	4.85	125.0	4.81	20.0	0.79	45.0	1.77	65.0	2.56	63.4	2.50	71.3	2.81	✓
Z11	135.2	5.32	137.4	5.30	20.0	0.79	50.0	1.97	73.5	2.89	69.6	2.74	77.3	3.04	✓
Z12	147.2	5.80	150.6	5.79	20.0	0.79	50.0	1.97	73.5	2.89	75.8	2.98	83.3	3.28	✓

Molded sprocket



Cast iron sprocket



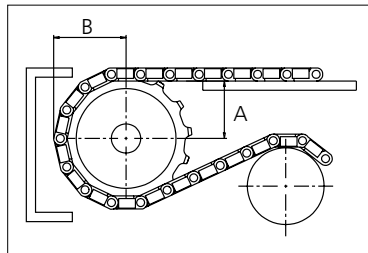
Machined sprocket



Molded two part sprocket



Non standard material and color:
See uni Material and Color Overview.



Please ensure that sufficient size shaft and keyway are chosen for corresponding load.

Other sprocket sizes are available upon request

Width of tooth: 22.20 mm/0.87 in

Width of sprocket: 42.3 mm/1.70 in

uni Retainer Rings: See uni Retainer Ring data sheet



Conveyor Belts




Seamless Belts



Modular Belts



Timing Belts



Transmission Belts



Fabrication & service

Expert advice, quality solutions and local service for all your belting needs
www.ammeraalbeltech.com

Ammeraal Beltech Modular A/S
Hjulmagervej 21
DK-7100 Vejle

T +45 7572 3100
F +45 7572 3348
admin@unichains.com
www.unichains.com

This information is subject to alteration due to continuous development. Ammeraal Beltech will not be held liable for the incorrect use of the above stated information. This information replaces previous information. All activities performed and services rendered by Ammeraal Beltech are subject to general terms and conditions of sale and delivery, as applied by its operating companies.